

Subject: **6" x 6" x 1 1/4" thick Polished Sandstone**
 Specification: **MOHS Hardness Test (MOHS Scale)**
 Source: Submitted to laboratory by client on February 14, 2007
 Requirement: ASTM C 616 No flexural strength requirements for sandstone or quartzite type stone.

Report of Tests

SCRATCH HARDNESS OF SURFACE (MOHS SCALE)


A sharp angular mineral starting with hardness (1) on the MOHS Scale is drawn while applying a uniform pressure across the surface of the tile. The highest hardness number with which no scratches visible to the naked eye occur shall be taken as the result of the test.

AREA	SAMPLE NUMBER	MOHS SCALE	MINERAL EQUIVALENT
Top Surface Only	1.	5.0	Apatite
	2.	5.0	Apatite
	3.	5.0	Apatite
	4.	5.0	Apatite
	5.	5.0	Apatite


MOHS Table

Mohs #	Mineral	Mohs #	Mineral
1.0	Talc	6.0	Microcline
2.0	Selenite	7.0	Quartz
3.0	Calcite	8.0	Topaz
4.0	Phorite	9.0	Corundum
5.0	Apatite	10.0	Diamond

Respectfully Submitted,
SMITH - EMERY LABORATORIES


 P. John Latiolat
 Registered Civil Engineer No. C60312
 Registration Expires: 06-30-08

rlm



- Materials Tested Comply With Specifications.
- Materials Tested Did Not Comply With Specifications.
- No Established Criteria For Acceptable Limits.



Subject: **Flexural Strength Testing on 4-inch x 16-inch 2-1/4 inch thick Sandstone**
 Specification: ASTM C 880 Flexural Strength of Dimensional Stone
 Source: Submitted to laboratory by client on February 14, 2007

Report of Tests

FLEXURAL STRENGTH TEST (ASTM C 880)

Samples were conditioned as per specification, then tested accordingly. Test results are as follows:

1. Dry Condition - Parallel to Rift Direction

Sample No.	Width (Inches)				Thickness (inches)				Maximum Load, lbs.	Flexural Strength, PSI
	b1	b2	b3	Avg.:	d1	d2	d3	Avg.:		
1.	3.918	3.916	3.912	3.915	1.335	1.334	1.336	1.335	950	1,225
2.	4.018	4.021	4.025	4.021	1.318	1.321	1.321	1.320	1,191	1,530
3.	4.088	4.078	4.068	4.078	1.334	1.334	1.335	1.334	1,134	1,406
4.	4.003	4.002	4.001	4.002	1.314	1.313	1.312	1.313	1,050	1,370
5.	4.072	4.073	4.075	4.073	1.256	1.260	1.263	1.260	870	1,211
Average (PSI):										1,348

2. Dry Condition - Perpendicular to Rift Direction

1.	3.868	3.869	3.870	3.869	1.336	1.336	1.337	1.336	1,425	1,857
2.	4.061	4.068	4.074	4.068	1.329	1.330	1.330	1.330	1,139	1,425
3.	3.848	3.847	3.845	3.847	1.337	1.340	1.340	1.339	1,040	1,357
4.	3.950	3.949	3.948	3.949	1.334	1.334	1.334	1.334	1,363	1,746
5.	3.971	3.965	3.962	3.966	1.247	1.246	1.246	1.246	952	1,932
Average (PSI):										1,555

3. Wet Condition - Parallel to Rift Direction

1.	3.995	3.993	3.990	3.993	1.312	1.313	1.314	1.313	452	591
2.	3.944	3.943	3.944	3.944	1.331	1.331	1.330	1.331	904	1,164
3.	4.074	4.072	4.071	4.072	1.372	1.368	1.363	1.368	373	441
4.	4.088	4.087	4.083	4.086	1.235	1.236	1.237	1.236	614	885
5.	4.080	4.078	4.076	4.078	1.249	1.248	1.247	1.248	512	725
Average (PSI):										761




4. Dry Condition Perpendicular to Rift Direction


1.	4.075	4.076	4.076	4.076	1.322	1.325	1.327	1.325	956	1,202
2.	4.013	4.007	3.999	4.006	1.272	1.271	1.272	1.272	594	825
3.	3.769	3.770	3.770	3.770	1.340	1.340	1.341	1.340	787	1,046
4.	3.968	3.969	3.970	3.969	1.271	1.269	1.268	1.269	641	903
5.	3.871	3.869	3.861	3.867	1.248	1.249	1.250	1.249	646	964
Average (PSI):									988	

Respectfully Submitted,

SMITH - EMERY LABORATORIES


 P. John Latiolat
 Registered Civil Engineer No. C60312
 Registration Expires: 06-30-08

rlm



- Materials Tested Comply With Specifications.
- Materials Tested Did Not Comply With Specifications.
- No Established Criteria For Acceptable Limits.

